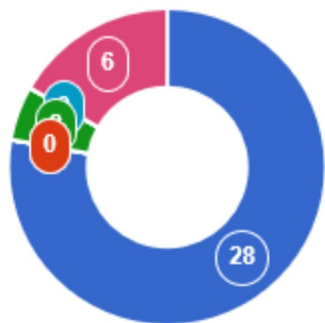


Facultatea de Științe ale Educației

► Selectează programul de studiu:

💬 Total Responses: 36



Pedagogia invatamantului primar si prescolar (77.78% / 28 votes)

77.78%

Studii psihopedagogice - monospecializare (0% / 0 votes)

0%

Studii psihopedagogice - dublă specializare (0% / 0 votes)

0%

Management educational (5.56% / 2 votes)

5.56%

Formare psihopedagogică pentru nivelul II (aprofundare) (0% / 0 votes)

0%

Consiliere școlară și incluziunea persoanelor cu cerințe educaționale speciale (16.67% / 6 votes)

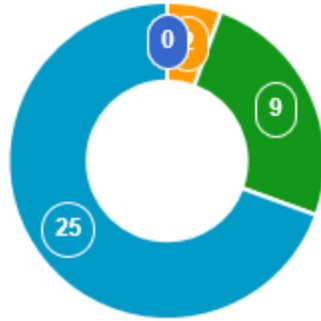
16.67%

► Organizarea procesului didactic, calitatea predării și relația profesor–student

💬 Total Responses: 0

► 1. Obiectivele cursurilor sunt clar comunicate la începutul semestrului.

🗨 Total Responses: 36



1 – Total dezacord (0% / 0 votes)

0%

2 – Dezacord (0% / 0 votes)

0%

3 – Nici acord, nici dezacord (5.56% / 2 votes)

5.56%

4 – Acord (25% / 9 votes)

25%

5 – Total acord (69.44% / 25 votes)

69.44%

► 2. Conținuturile sunt structurate logic și coerent.

💬 Total Responses: 36



1 – Total dezacord (0% / 0 votes)

0%

2 – Dezacord (0% / 0 votes)

0%

3 – Nici acord, nici dezacord (5.56% / 2 votes)

5.56%

4 – Acord (33.33% / 12 votes)

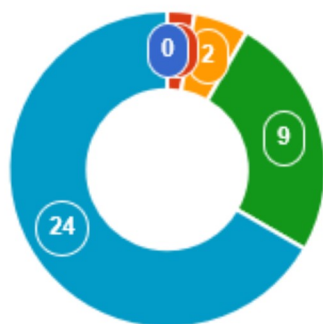
33.33%

5 – Total acord (61.11% / 22 votes)

61.11%

► 3. Cerințele de evaluare sunt explicate clar și din timp.

🗨 Total Responses: 36



1 – Total dezacord (0% / 0 votes)

0%

2 – Dezacord (2.78% / 1 vote)

2.78%

3 – Nici acord, nici dezacord (5.56% / 2 votes)

5.56%

4 – Acord (25% / 9 votes)

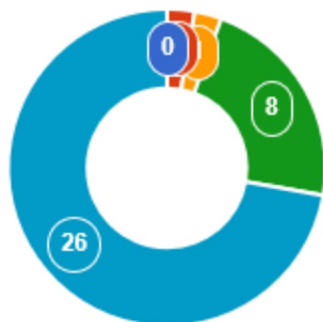
25%

5 – Total acord (66.67% / 24 votes)

66.67%

► 4. Există concordanță între temele predate și modalitatea de evaluare.

🗨 Total Responses: 36



1 – Total dezacord (0% / 0 votes)

0%

2 – Dezacord (2.78% / 1 vote)

2.78%

3 – Nici acord, nici dezacord (2.78% / 1 vote)

2.78%

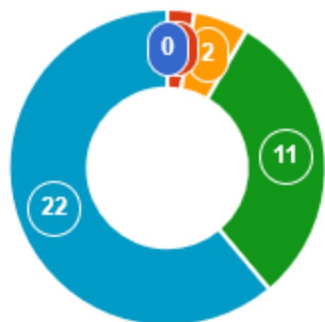
4 – Acord (22.22% / 8 votes)

22.22%

5 – Total acord (72.22% / 26 votes)

72.22%

► 5. Volumul de muncă solicitat este adecvat numărului de credite 🗨 Total Responses: 36
alocat disciplinei.



1 – Total dezacord (0% / 0 votes)

0%

2 – Dezacord (2.78% / 1 vote)

2.78%

3 – Nici acord, nici dezacord (5.56% / 2 votes)

5.56%

4 – Acord (30.56% / 11 votes)

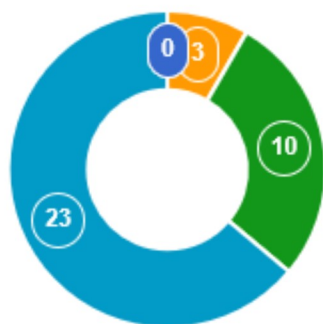
30.56%

5 – Total acord (61.11% / 22 votes)

61.11%

► 6. Orarul și planificarea activităților sunt bine organizate.

🗨 Total Responses: 36



1 – Total dezacord (0% / 0 votes)

0%

2 – Dezacord (0% / 0 votes)

0%

3 – Nici acord, nici dezacord (8.33% / 3 votes)

8.33%

4 – Acord (27.78% / 10 votes)

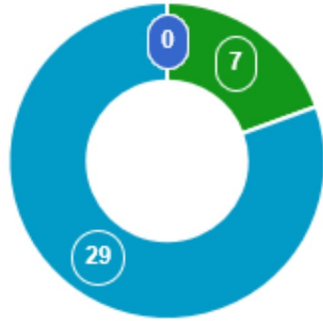
27.78%

5 – Total acord (63.89% / 23 votes)

63.89%

► 7. Profesorii demonstrează competență profesională în domeniul predat.

🗨️ Total Responses: 36



1 – Total dezacord (0% / 0 votes)

0%

2 – Dezacord (0% / 0 votes)

0%

3 – Nici acord, nici dezacord (0% / 0 votes)

0%

4 – Acord (19.44% / 7 votes)

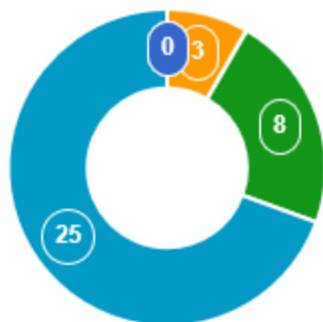
19.44%

5 – Total acord (80.56% / 29 votes)

80.56%

► 8. Metodele de predare utilizate facilitează înțelegerea conținuturilor.

🗨 Total Responses: 36



1 – Total dezacord (0% / 0 votes)

0%

2 – Dezacord (0% / 0 votes)

0%

3 – Nici acord, nici dezacord (8.33% / 3 votes)

8.33%

4 – Acord (22.22% / 8 votes)

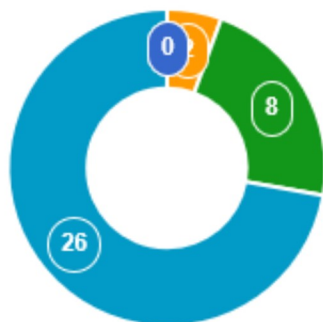
22.22%

5 – Total acord (69.44% / 25 votes)

69.44%

► 9. Profesorii stimulează gândirea critică și implicarea activă a studenților.

🗨 Total Responses: 36



1 – Total dezacord (0% / 0 votes)

0%

2 – Dezacord (0% / 0 votes)

0%

3 – Nici acord, nici dezacord (5.56% / 2 votes)


5.56%

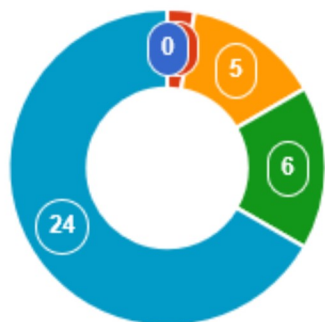
4 – Acord (22.22% / 8 votes)

22.22%

5 – Total acord (72.22% / 26 votes)

72.22%

► 10. Feedback-ul oferit în urma evaluărilor este clar și util pentru îmbunătățirea performanței.  Total Responses: 36



1 – Total dezacord (0% / 0 votes)

0%

2 – Dezacord (2.78% / 1 vote)

2.78%

3 – Nici acord, nici dezacord (13.89% / 5 votes)

13.89%

4 – Acord (16.67% / 6 votes)

16.67%

5 – Total acord (66.67% / 24 votes)

66.67%

► 11. Profesorii manifestă respect și corectitudine față de studenți. 🗨️ Total Responses: 36



1 – Total dezacord (0% / 0 votes)

0%

2 – Dezacord (0% / 0 votes)

0%

3 – Nici acord, nici dezacord (5.56% / 2 votes)

5.56%

4 – Acord (19.44% / 7 votes)

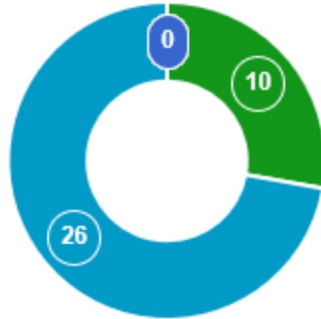
19.44%

5 – Total acord (75% / 27 votes)

75%

► 12. Comunicarea dintre profesori și studenți este deschisă și eficientă.

💬 Total Responses: 36



1 – Total dezacord (0% / 0 votes)

0%

2 – Dezacord (0% / 0 votes)

0%

3 – Nici acord, nici dezacord (0% / 0 votes)

0%

4 – Acord (27.78% / 10 votes)

27.78%

5 – Total acord (72.22% / 26 votes)

72.22%

► Resurse educaționale și infrastructură

💬 Total Responses: 0

► 13. Săile de curs sunt adecvate.

🗨 Total Responses: 36



1 – Total dezacord (0% / 0 votes)

0%

2 – Dezacord (0% / 0 votes)

0%

3 – Nici acord, nici dezacord (11.11% / 4 votes)

11.11%

4 – Acord (41.67% / 15 votes)

41.67%

5 – Total acord (47.22% / 17 votes)

47.22%

► 14. Echipamentele didactice funcționează corespunzător.

🗨 Total Responses: 36



1 – Total dezacord (0% / 0 votes)

0%

2 – Dezacord (0% / 0 votes)

0%

3 – Nici acord, nici dezacord (11.11% / 4 votes)

11.11%

4 – Acord (36.11% / 13 votes)

36.11%

5 – Total acord (52.78% / 19 votes)

52.78%

► 15. Accesul la internet este satisfăcător.

🗨 Total Responses: 36



1 – Total dezacord (5.56% / 2 votes)

5.56%

2 – Dezacord (5.56% / 2 votes)

5.56%

3 – Nici acord, nici dezacord (13.89% / 5 votes)

13.89%

4 – Acord (30.56% / 11 votes)

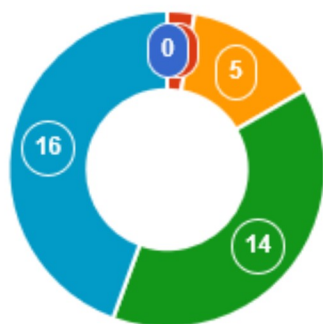
30.56%

5 – Total acord (44.44% / 16 votes)

44.44%

► 16. Biblioteca oferă resurse suficiente.

🗨 Total Responses: 36



1 – Total dezacord (0% / 0 votes)

0%

2 – Dezacord (2.78% / 1 vote)

2.78%

3 – Nici acord, nici dezacord (13.89% / 5 votes)

13.89%

4 – Acord (38.89% / 14 votes)

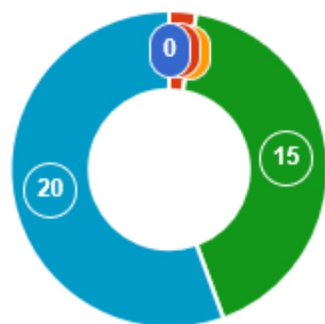
38.89%

5 – Total acord (44.44% / 16 votes)

44.44%

► 17. Platformele online sunt ușor de utilizat.

💬 Total Responses: 36



1 – Total dezacord (0% / 0 votes)

0%

2 – Dezacord (2.78% / 1 vote)

2.78%

3 – Nici acord, nici dezacord (0% / 0 votes)

0%

4 – Acord (41.67% / 15 votes)

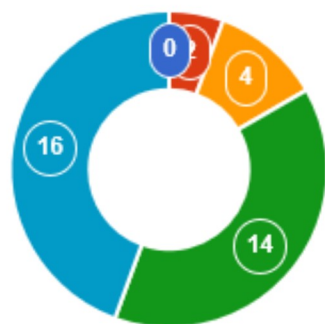
41.67%

5 – Total acord (55.56% / 20 votes)

55.56%

► 18. Condițiile generale de igienă sunt corespunzătoare.

💬 Total Responses: 36



1 – Total dezacord (0% / 0 votes)

0%

2 – Dezacord (5.56% / 2 votes)

5.56%

3 – Nici acord, nici dezacord (11.11% / 4 votes)

11.11%

4 – Acord (38.89% / 14 votes)

38.89%

5 – Total acord (44.44% / 16 votes)

44.44%

► Secretariat și servicii administrative

💬 Total Responses: 0

► 19. Personalul secretariatului este amabil și respectuos.

💬 Total Responses: 36



1 – Total dezacord (0% / 0 votes)

0%

2 – Dezacord (2.78% / 1 vote)

2.78%

3 – Nici acord, nici dezacord (25% / 9 votes)

25%

4 – Acord (33.33% / 12 votes)

33.33%

5 – Total acord (38.89% / 14 votes)

38.89%



1 – Total dezacord (0% / 0 votes)

0%

2 – Dezacord (0% / 0 votes)

0%

3 – Nici acord, nici dezacord (13.89% / 5 votes)

13.89%

4 – Acord (27.78% / 10 votes)

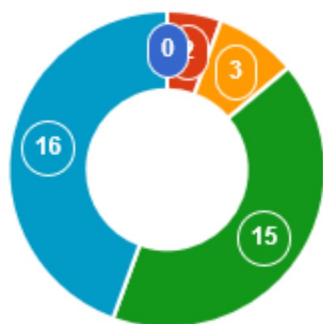
27.78%

5 – Total acord (58.33% / 21 votes)

58.33%

► 21. Problemele administrative sunt soluționate prompt.

🗨 Total Responses: 36



1 – Total dezacord (0% / 0 votes)

0%

2 – Dezacord (5.56% / 2 votes)

5.56%

3 – Nici acord, nici dezacord (8.33% / 3 votes)

8.33%

4 – Acord (41.67% / 15 votes)

41.67%

5 – Total acord (44.44% / 16 votes)

44.44%

► 22. Comunicarea online cu secretariatul este eficientă.

💬 Total Responses: 36



1 – Total dezacord (0% / 0 votes)

0%

2 – Dezacord (2.78% / 1 vote)

2.78%

3 – Nici acord, nici dezacord (36.11% / 13 votes)

36.11%

4 – Acord (27.78% / 10 votes)

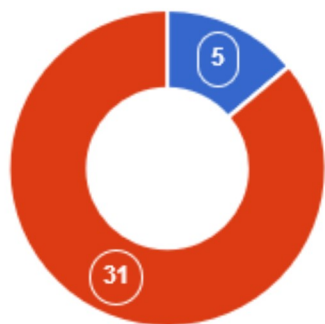
27.78%

5 – Total acord (33.33% / 12 votes)

33.33%

► Locuiți în căminele studentești?

💬 Total Responses: 36



Da (13.89% / 5 votes)

13.89%

Nu (86.11% / 31 votes)

86.11%

► Cămine studentești

💬 Total Responses: 0

► 23. Condițiile de cazare sunt satisfăcătoare.

🗨 Total Responses: 6



1 – Total dezacord (16.67% / 1 vote)

16.67%

2 – Dezacord (0% / 0 votes)

0%

3 – Nici acord, nici dezacord (16.67% / 1 vote)

16.67%

4 – Acord (16.67% / 1 vote)

16.67%

5 – Total acord (50% / 3 votes)

50%

► 24. Curățenia și igiena sunt corespunzătoare.

🗨 Total Responses: 6



1 – Total dezacord (16.67% / 1 vote)

16.67%

2 – Dezacord (0% / 0 votes)

0%

3 – Nici acord, nici dezacord (16.67% / 1 vote)

16.67%

4 – Acord (16.67% / 1 vote)

16.67%

5 – Total acord (50% / 3 votes)

50%

► 25. Problemele tehnice sunt rezolvate prompt.

💬 Total Responses: 6



1 – Total dezacord (16.67% / 1 vote)

16.67%

2 – Dezacord (0% / 0 votes)

0%

3 – Nici acord, nici dezacord (16.67% / 1 vote)

16.67%

4 – Acord (16.67% / 1 vote)

16.67%

5 – Total acord (50% / 3 votes)

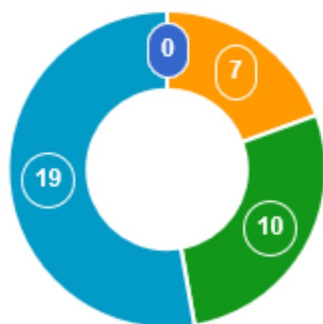
50%

► Cantina universitară

💬 Total Responses: 0

► 26. Calitatea mâncării este satisfăcătoare.

🗨 Total Responses: 36



1 – Total dezacord (0% / 0 votes)

0%

2 – Dezacord (0% / 0 votes)

0%

3 – Nici acord, nici dezacord (19.44% / 7 votes)

19.44%

4 – Acord (27.78% / 10 votes)

27.78%

5 – Total acord (52.78% / 19 votes)

52.78%

► 27. Prețurile sunt accesibile.

💬 Total Responses: 36



1 – Total dezacord (0% / 0 votes)

0%

2 – Dezacord (0% / 0 votes)

0%

3 – Nici acord, nici dezacord (16.67% / 6 votes)

16.67%

4 – Acord (25% / 9 votes)

25%

5 – Total acord (58.33% / 21 votes)

58.33%

► 28. Diversitatea meniului este adecvată.

🗨 Total Responses: 36



1 – Total dezacord (0% / 0 votes)

0%

2 – Dezacord (0% / 0 votes)

0%

3 – Nici acord, nici dezacord (30.56% / 11 votes)

30.56%

4 – Acord (30.56% / 11 votes)

30.56%

5 – Total acord (38.89% / 14 votes)

38.89%

► 29. Condițiile de igienă sunt corespunzătoare.

💬 Total Responses: 36



1 – Total dezacord (0% / 0 votes)

0%

2 – Dezacord (0% / 0 votes)

0%

3 – Nici acord, nici dezacord (11.11% / 4 votes)

11.11%

4 – Acord (47.22% / 17 votes)

47.22%

5 – Total acord (41.67% / 15 votes)

41.67%

► 30. Programul cantinei este convenabil.

💬 Total Responses: 36



1 – Total dezacord (2.78% / 1 vote)

2.78%

2 – Dezacord (5.56% / 2 votes)

5.56%

3 – Nici acord, nici dezacord (30.56% / 11 votes)

30.56%

4 – Acord (33.33% / 12 votes)

33.33%

5 – Total acord (27.78% / 10 votes)

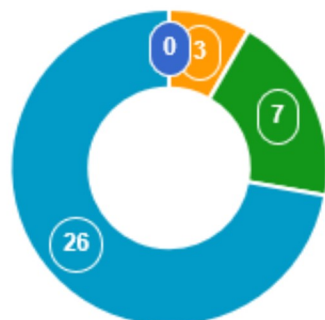
27.78%

► Satisfacție generală

💬 Total Responses: 0

► 31. Mă simt motivat(ă) să îmi continui studiile în această universitate.

🗨 Total Responses: 36



1 – Total dezacord (0% / 0 votes)

0%

2 – Dezacord (0% / 0 votes)

0%

3 – Nici acord, nici dezacord (8.33% / 3 votes)

8.33%

4 – Acord (19.44% / 7 votes)

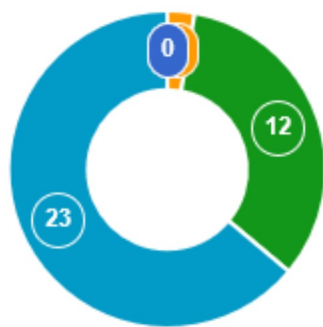
19.44%

5 – Total acord (72.22% / 26 votes)

72.22%

► 32. În ansamblu, sunt mulțumit(ă) de mediul universitar.

🗨️ Total Responses: 36



1 – Total dezacord (0% / 0 votes)

0%

2 – Dezacord (0% / 0 votes)

0%

3 – Nici acord, nici dezacord (2.78% / 1 vote)

2.78%

4 – Acord (33.33% / 12 votes)

33.33%

5 – Total acord (63.89% / 23 votes)

63.89%